

The working principle of the hydraulic oil station accumulator

How does hydraulic kinetic energy get stored in a gas accumulator?

Hydraulic oil starts to flow in the accumulator container. The gas and oil separate by means of some membrane. That happens until the gas pressure matches the hydraulic pressure. Hydraulic kinetic energy is now stored in potential energy in gas pressure.

How is oil stored in a hydraulic accumulator?

The oil is stored in a bladder or piston within the accumulator, which is typically separated from the compressed gas by a hydraulic fluid. When the system requires additional fluid power, the gas is released, and the hydraulic fluid forces the oil out of the accumulator.

In what form does a hydraulic accumulator store energy?

A hydraulic accumulator is a simple hydraulic device which stores energy in the form of fluid pressure. This stored pressure may be suddenly or intermittently released as per the requirement.

What is the function of accumulators?

Accumulators store or absorb hydraulic energy in various hydraulic circuits. They receive pressurized hydraulic fluid for later use and can also add flow to pump flow to speed up processes. Accumulators come in a variety of forms and have important functions in many hydraulic circuits.

What is hydraulic accumulator working principle?

Below is some paragraph you can find the hydraulic accumulator working principle. A hydraulic accumulator is used to store hydraulic energy by using the back pressure of gas, spring or weight. Hence we can categorize the accumulator in the following. Spring-loaded accumulator. weight load accumulator. 1.

What is the function of a hydraulic accumulator?

A hydraulic accumulator stores hydraulic fluid under pressure to perform several functions. It supplements pump flow, reduces pump capacity requirements, maintains pressure, minimizes pressure fluctuations, absorbs shocks, and provides auxiliary hydraulic power in an emergency.

The air cavity is pre-filled with nitrogen, and the oil part is connected with the hydraulic circuit, so when the pressure rises, the accumulator absorbs the liquid and the gas is compressed; when the pressure drops, the compressed gas expands, and the accumulated pressure Hydraulic oil enters the hydraulic circuit. Piston accumulators Overview:

The working principle of a hydraulic accumulator is based on the fact that gas can be compressed and stored at a high pressure, while hydraulic fluid is incompressible. By using a piston or bladder to separate the gas and hydraulic fluid, the accumulator can store energy in the gas when the system pressure is high and release it when the system ...

The working principle of the hydraulic oil station accumulator

Fig. 15 shows the working principle of ERS using hydraulic storage. The biggest advantage when using a hydraulic accumulator is that it can easily be integrated and operated in the existing hydraulic circuit of HHEs. The hydraulic accumulator is normally attached directly to the tank return port of the proportional directional valve.

Working Principle. Accumulators work using the principle of hydraulic pressure. They store energy in the form of pressurized fluid, usually oil or gas, and release it when needed. The key element of an accumulator is the hydraulic fluid, which is compressed or expanded by ...

Essentially, an accumulator is a vessel containing a bladder and gas so that as the bladder fills with pressurized hydraulic fluid, the gas ...

The hydraulic station mainly consists of a piston pump, a cooling pump system, a filter, a two-way reversing valve, an electromagnetic spill valve, a pressure gauge, a pressure sensor, Stop valve, relief valve, thermostat, heater, manual ball valve, disc brake, accumulator, remote thermostat, proportional control valve, globe valve, oil level ...

(5) Oil accumulator. Each pair of cylinders is equipped with an oil accumulator to stabilize the pressure of the system. **Working Principle.** The hydraulic top bracing system consists of single-acting units with automatic return. During regular operation, the pump station delivers oil at a pressure of approximately 0.5 MPa to the inlet side of ...

An accumulator is used as a source of energy/work in combination with a hydraulic system pump to provide auxiliary fluid flow during high demand requirements. **Leakage Compensation.** A hydraulic accumulator can be placed ...

The hydraulic accumulator stores excess hydraulic energy and on demand makes the stored energy available to the system. The function of accumulator is similar

The working principle of an accumulator is based on the fact that fluids are virtually incompressible. This means that when a fluid is subjected to pressure, it cannot easily be compressed or reduced in volume. When the accumulator is not being used, the fluid is stored in the reservoir, at a specific pressure. ... such as hydraulic oil. It is ...

4 OLAER | EHVEHVF P 2 V 2 C P 1 V 1 B P 0 V 0 A V V0 = Nitrogen capacity of the accumulator V1 = Gas volume at the minimum hydraulic pressure V2 = Gas volume at the maximum hydraulic pressure V = Returned and/or stored volume between P1 and P2 P0 = Initial preload of the accumulator P1 = Gas pressure at the minimum hydraulic ...

The working principle of the hydraulic oil station accumulator

To make the hydraulic demand from SCSSV or SSV achievable, the downstream of the hydraulic pump (hydraulic header) is equipped with an accumulator. It helps the hydraulic pump to supply quickly the hydraulic demand. This arrangement ...

Wellhead valves include Christmas tree valves SSSVs, SSVs, UMMVs, WVs. These are normally hydraulic operated valves and WHCP will provide hydraulic oil for actuation of these valves and when all these valves are opened then fluid ...

Hydraulic accumulators store hydraulic fluid under pressure to supplement pump flow and reduce pump capacity requirements, maintain pressure and minimize pressure fluctuations in closed systems absorb ...

hydraulic oil system, which may cause damage to the engine and its surroundings and even personal injuries and death. Yours faithfully ... T45-82Screw, flange to hydraulic power supply unit accumulator 100Nm
2019-04-24 - en Accumulator Work Card Data. 4565-0550-0028 MAN Energy Solutions

You might be familiar with most hydraulic components, such as pumps, valves, motors, and actuators, but there is another very important component called an "accumulator". As the name suggests, an accumulator is ...

Hydraulic accumulators operate on a simple yet effective principle: they store potential energy in the form of compressed fluid and release it when the system requires extra power or pressure stabilization. This section breaks down the ...

Working Principle of the Hydraulic System. ... At this moment, the system is in the pressure maintaining state, that is, the pressure maintaining circuit composed of accumulator and hydraulic control one-way valve keeps the working pressure ...

Hydraulic system 1. Regarding the selection of energy-saving circuits. For example: the unloading circuit is to make the output flow of the hydraulic oil pump flow back to the oil tank under the condition of very low pressure when the hydraulic oil pump does not stop rotating, so as to reduce the power loss, reduce the heating of the system, and prolong the life of the pump and motor; ...

In hydraulic systems, an accumulator is a device that uses the principle of force balance to change the volume of working oil, thereby storing and releasing hydraulic energy. As shown in Figure 1, the accumulator is basically ...

Set the valve opening time within 30~60 seconds. See Fig. (1) for the adjustment of fast and slow closing time and angle. The opening and closing time adjust the throttle valve 20 on the hydraulic station. Hydraulic Working Principle (1) ...

The working principle of the hydraulic oil station accumulator

Hydraulic oil starts to flow in the accumulator container. The gas and oil separate by means of some membrane. ... Weight loaded hydraulic accumulator working principle. Fig. 6 Weight loaded accumulator . The weight loaded type was the first used but is much larger and heavier for its capacity than modern piston and bladder types.

The hydraulic station is an important hydraulic control unit in the hydraulic control system. The hydraulic station mainly consists of a piston pump, a cooling pump system, a filter, a two-way reversing valve, an electromagnetic spill valve, a pressure gauge, a pressure sensor, Stop valve, relief valve, thermostat, heater, manual ball valve, disc brake, accumulator, remote ...

Working Principle of Accumulator. An accumulator is an integral part of the oil and gas industry, serving as a storage bank for power. It is similar to a battery, but instead of electricity, it stores fluids such as gas or oil. ... In an oil and gas setting, hydraulic accumulators are commonly used. They consist of a piston or bladder that ...

Working principle of oil accumulators. ... An oil accumulator is a hydraulic device that stores fluid under pressure. It consists of a cylindrical chamber, a piston, and a charging valve. The chamber is filled with hydraulic oil, and the piston separates the oil from a gas-filled chamber. The charging valve is used to fill the oil chamber with ...

A hydraulic system is dynamic and has a straight forward way of working. The basic principle that runs behind the functioning of a hydraulic system is mostly the same. There are different components of hydraulic system such ...

A 5-gal container completely full of hydraulic oil at 2000 psi will only discharge a few cubic inches of fluid before the pressure drops to 0 psi. If the same container were filled half with oil and half with nitrogen gas, it could ...

The purpose of an accumulator is to store hydraulic energy in the form of pressurized fluid, provided by the pump, and later provide it to the system whenever needed. Because of their ability to store excess energy and release ...

accumulator and put back into a hydraulic cylinder to produce a mechanical movement. Example: closing railcar hopper doors. Leak compensation A leak in a hydraulic circuit can lead to pressure drop The accumulator compensates the loss in volume and thus maintains circuit pressure virtually constant. A simple principle

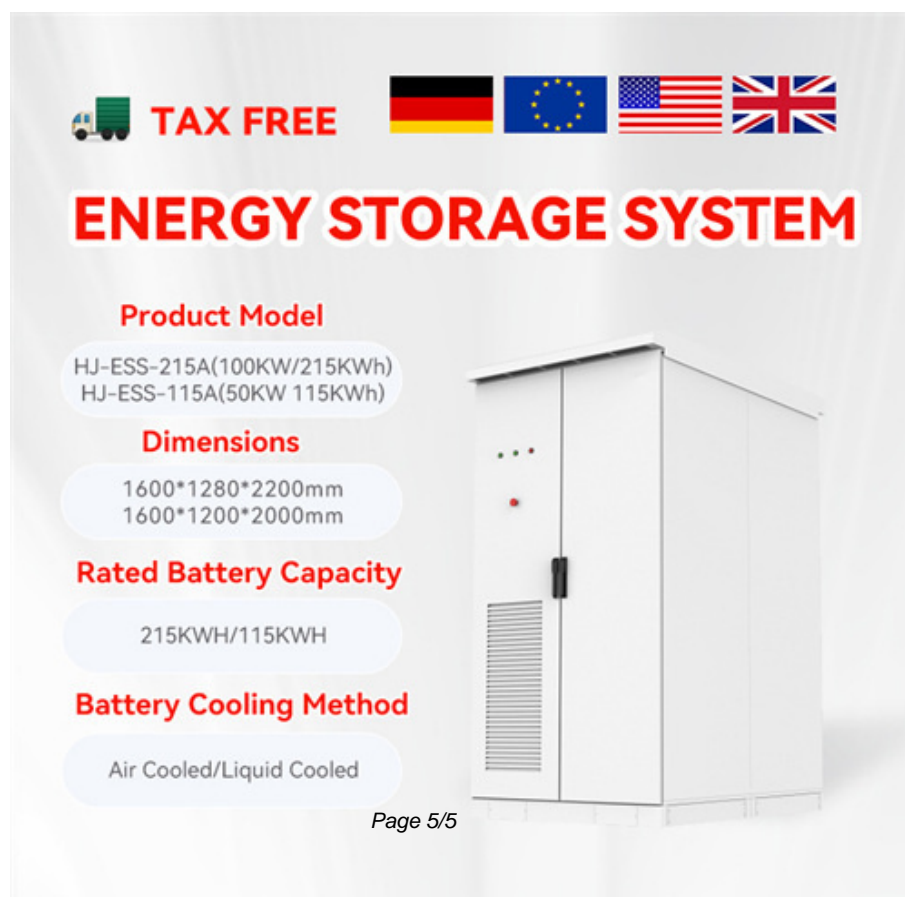
Accumulator which stores a fluid under pressure and is therefore able to release hydraulic energy. Pressurisation is mainly based on gas pressure (air, nitrogen, "hydropneumatic accumulator") and, more rarely, springs or weights (spring accumulator, weighted accumulator).).






The working principle of the hydraulic oil station accumulator

Accumulators come in a variety of forms and have important functions in many hydraulic circuits. They are used to store or absorb hydraulic energy. When storing energy, ...

Hydraulic oil is forced into the accumulator. The gas in the accumulator is compressed. When the MR hydro-pneumatic suspension is in the extension stroke, the piston moves downward.

Web: <https://eastcoastpower.co.za>



 **TAX FREE**    

ENERGY STORAGE SYSTEM

Product Model
HJ-ESS-215A(100KW/215KWh)
HJ-ESS-115A(50KW 115KWh)

Dimensions
1600*1280*2200mm
1600*1200*2000mm

Rated Battery Capacity
215KWH/115KWH

Battery Cooling Method
Air Cooled/Liquid Cooled

Page 5/5